


310 SERIES



Card Edge Connector 0.156" (3.96mm) Pitch

Features:


- 0.156" (3.96mm) contact spacing x 0.200" (5.08mm) row spacing
- Accepts 0.062" (1.57mm) nominal thickness P.C. board
- Low profile insulator body, 0.460" (11.68mm) with card slot barrier
- Contact termination options include P.C. tail, wire hole, wire wrap, and extender board bends
- Single or dual row configurations
- Variety of mounting options
- Accepts between contact and in-contact polarizing keys
- RoHS Compliant



Specifications:

Insulator Material	UL 94V-0 Thermoplastic Polyester
Contact Material	Copper Alloy
Contact Plating	Gold Plating on mating area and Tin Plating on tails with Nickel underplating all over
Current Rating	5 amps
Contact Resistance	10 milliohms maximum
Dielectric Withstanding Voltage	1800 V AC rms at sea level between adjacent contacts
Insulation Resistance	5000 megaohms minimum
Operating Temperature	-40°C to +105°C
Insertion Force	16 oz (4.45 N) maximum per contact pair when tested with .070" (1.78mm) thick gauge
Withdrawal Force	1 oz (0.28 N) minimum per contact pair when tested with .054" (1.37mm) thick gauge

Example Part Number: **310-060-520-202**



Series:

310

Total Number of Contacts:

030

060

Contact Rows:

1

2

Mounting Options:

01

02

03

04

07

08

Contact Rows:

Single Row

Dual Row

Description:

Single Row

Dual Row

Description:

No Mounting Lug

Ø.128" (Ø3.25mm) Mounting Holes

Ø.116" (Ø2.95mm) I.D. Floating Eyelets

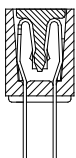
Ø.156" (Ø3.96mm) Mounting Holes

M3-0.5 Metric Threaded Inserts

#4-40 Unified Threaded Inserts

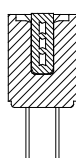
IN-CONTACT
POLARIZING KEY

P/N 307-240-328



BETWEEN CONTACT
POLARIZING KEY

P/N 306-240-318



Contact Code:

505

525

527

531

545

547

501

521

541

500

520

522

524

540

542

555

556

560

Tail Description:

Wire Hole

P.C. Tail

P.C. Tail

P.C. Tail

Wire Wrap

Wire Wrap

Wire Hole

P.C. Tail

Wire Wrap

Wire Hole

P.C. Tail

P.C. Tail

P.C. Tail

Wire Wrap

Wire Wrap

.062 EXTENDER BOARD BEND (CODE 500 CONTACTS)

.062 EXTENDER BOARD BEND (CODE 520 CONTACTS)

.062 EXTENDER BOARD BEND (CODE 522 CONTACTS)

Tail Size:

.087 x .013 (2.21 x 0.33)

.046 x .013 (1.17 x 0.33)

.046 x .013 (1.17 x 0.33)

.023 x .013 (0.58 x 0.33)

.046 x .013 (1.17 x 0.33)

.046 x .013 (1.17 x 0.33)

.089 x .014 (2.29 x 0.36)

.046 x .014 (1.17 x 0.36)

.046 x .014 (1.17 x 0.36)

.087 x .013 (2.21 x 0.33)

.046 x .013 (1.17 x 0.33)

.046 x .013 (1.17 x 0.33)

.023 x .013 (0.58 x 0.33)

.046 x .013 (1.17 x 0.33)

.046 x .013 (1.17 x 0.33)

Single Row Contacts - Read One Side of Daughter Board

Single Row Contacts - Read Both Sides of Daughter Board

Dual Row Contacts - Read Both Sides of Daughter Board

Tail Length "G":

.282 (7.16)

.213 (5.41)

.358 (9.09)

.213 (5.41)

.708 (17.98)

.520 (13.21)

.213 (5.41)

.213 (5.41)

.495 (12.57)

.282 (7.16)

.213 (5.41)

.358 (9.09)

.213 (5.41)

.708 (17.98)

.520 (13.21)

Ordering Code Notes:

For details of the mounting options refer to next page.

310 SERIES

Card Edge Connector 0.156" (3.96mm) Pitch

